

FRONT LINKAGES



MX R10

MX R16

MX R20

MX R28

MX R38

MX R53

MULTIMASS Concept

MM600

MM900

MM1200

MM1500

MM400AD

MULTIBOX



MX 
RAISE YOUR EXPECTATIONS



We dare to innovate: in our relationships, in our techniques, in our products and services. Together with our business partners, our ambition is to exactly meet your needs by giving you product advantages that set us apart from the rest.

We are therefore ready to listen to your wishes and requirements, to examine them in detail and to supply fully comprehensive and reliable solutions, with the best possible service. Our ability to innovate makes us and our business partners the ones to turn to, offering handling solutions which are specifically tailor-made to your particular tractor model. We give distributors a way to meet your needs, using solutions suited to your tractor model. Come and see for yourselves at our partner distributors.

We take our commitment as a bench mark brand seriously and we are fully dedicated to maintaining our promise to offer high quality products and services. This philosophy is shared across the whole of our workforce

and our business partners, who are working together to develop and maintain a lasting relationship with you: our customer.

If you have any concerns: we will solve any problems as quickly as possible, thanks to our network of partner distributors. You have suggestions - we'll keep them in consideration.

Working in close collaboration with a network of dealerships, we can provide a smooth flow of information: together, we will listen to your needs, to bring you the best possible response. It is second nature to us to design products and services that meet your needs and ways of working, to achieve full customer satisfaction. Our reactivity, co-operation and professionalism all combine to achieve this goal.

Our commitment is to bring to you all of the advantages presented by our unique company through positive actions.

Raise your expectations



PERFECTLY
ENGINEERED TO EACH
INDIVIDUAL TRACTOR
MODEL

TAILOR-MADE CHASSIS

More than 4000 individual tractor models have been specifically studied to ensure perfect integration onto the tractor, and compatibility with MX loaders. Attachment secured with conical washers on the sides and face of the front casting.

Each tractor model has a specifically designed transmission coupling and shock absorber.


Standard strong side chassis

Heavy duty side chassis to support the engine/casting/gearbox structure ensuring that the tractors safety and performance are maintained.
According to tractor model

Push bar, recommended for heavy duty applications (e.g. ground engagement / silage clamp)
According to MX recommendations and tractor model

Rear supports to further reinforce the tractor's structure, whilst maintaining optimum ground clearance.
According to MX recommendations and tractor model

COLOUR CO-ORDINATE TO YOUR TRACTOR'S CHASSIS
To match the look of your tractor, MX front linkages come in three colours: **green, grey and black.**




POWER TAKE-OFF
Efficient power delivery for front mounted implements (up to 150hp), with smooth engagement via an oil immersed multiplate clutch. Neat and compact unit with self-lubricating integrated oil system.



Double-acting rams


Safety clips

RIGID CAST PIVOT FRAME*
High-strength cast pivot frame for optimal stress distribution.



EXCLUSIVE TO MX

- 3 WORKING POSITIONS***
- **High and low arm positions: extra 100mm** - adapts to all tractor tyres - adjusts to different implement sizes (e.g. subsoilers, blades, weights, etc.) - easy access at field entrances
 - **Float position:** to follow ground contours (e.g. front mowers)



PROTECTED PIVOT POINTS
Bi-metal wear bushes for greater durability, featuring easily accessible, protected, grease nipples.

EXCLUSIVE TO MX

100% COMPATIBLE MX LOADERS AND MX FRONT LINKAGES - AN EXCLUSIVE CONCEPT



SHARED COMPONENTS: A VERY ECONOMICAL SOLUTION

The chassis side brackets, hydraulic control valve and shock absorber* are all shared between the MX loader and MX front linkage.

With an intergrated MX loader / MX front linkage combination, **the loader bracket substitutes for the linkages chassis side bracket.**

*SHOCK ELIMINATOR see page 7.



*From MX R20 front linkage

CONTROL SUITED TO YOUR NEEDS AND EQUIPMENT



LINKAGE CONTROL... Tractor equipped with an MX loader

HYDRAULIC CONNECTION OF THE MX FRONT LINKAGE



On the Mach System of the MX loader



On the MX loader control valve

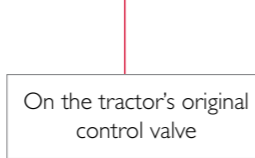


Control by MX loader monolever

- = Simple installation
- = Modern ergonomic control lever
- = Economical control system (Shock Eliminator common to loader/linkage)
- = Option of adding an auxiliary hydraulic line

LINKAGE CONTROL... Tractor NOT equipped with an MX loader

HYDRAULIC CONNECTION OF THE MX FRONT LINKAGE




On the tractor's original control valve



On the MX hydraulic control valve, with **Double Acting + maintained float position**



Tractor's original control



Control by MX monolever:
- by cable, with auxiliary hydraulic line included
- or electric, with auxiliary hydraulic line and external control included

- = Ergonomic control lever
- = Complete and adapted control

OR

ADDITIONAL CONTROLS

THREE-FUNCTION SELECTOR

This option lets you select the linkage operating mode:

- **"Double Acting"** to apply ground pressure (dozer blade, front tiller, etc.)
- **"Single Acting"** for active control (mower, implements with depth wheels, etc.)
- **Locked** to isolate linkage



EXTERNAL LINKAGE CONTROL

Simple implement hitching with external control buttons to lift and lower linkage arms.

Only available with electro-hydraulic control valve (MX or original tractor).

According to MX recommendations



SHOCK ELIMINATOR AND AUXILIARY HYDRAULIC LINE



SHOCK Eliminator[®]
SYSTEM

SHOCK ABSORBER

Reduces the shocks and bounce caused when driving the tractor and handling heavy implements.

Also reduces the daily wear on the linkage/tractor unit.

An additional gas accumulator and/or pressure gauge can be added to further improve ride quality and monitor ground pressures.

AUXILIARY HYDRAULIC LINES

1 or 2 auxiliary hydraulic lines can be added for implements that require additional hydraulic power:


Connected via the tractor's original valve or MX control valve.



MUNICIPAL UNIVERSAL FRAME

The municipal frame mounts in place of the arms to ensure optimal compactness and perfect stiffness of the linkage when hitching winter or road maintenance equipment.

Complies with standard EN 15432-1 2011.



TRIANGULAR WEIGHT FRAME

Use the original tractor weights and weight carrier to ballast the tractor.

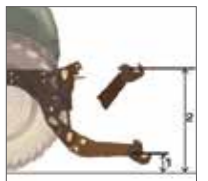


Here is the standard MX triangular weight frame

TECHNICAL SPECIFICATIONS

	R10	R16	R20	R28	R38	R53
Front linkage category	2					
Lifting power at couplers* (kg)	1000	1600	2000	2800	3800	5300
Lifting power at implement centre of gravity 610mm from ball ends* (kg)	770	1050	1120	1800	3300	4800
Width between lifting arms (mm)	825					
Height of linkage arms off the ground*	in lowest position (mm) (1)					
	in highest position (mm) (2)					
Hitching hooks	auto. Cat 3 S					
Ball ends	Cat 3 / 2 (D=64mm / d=28.4mm)					
3rd link bar/length (in mm)	Cat 2 / 460 to 680					
Power Take Off (PTO)**	Maximum PTO power (hp)					
	PTO output speed (rpm)					
	Direction of rotation (viewed from cab seat)					
	output shaft profile (DIN 9611)					
				150	1000	Clockwise
						1" 3/8" - 6 splines

▲ For complete protection, use a torque limiter on the implement set to the tractor's maximum torque given by the manufacturer.



* Values given for information only. Variable according to the tractor specification.

** Option available according to tractor - front linkage compatibility.

MULTIMASS concept

MX QUALITY, DESIGN AND VERSATILITY



3-POINT AND AUTOMATIC HITCHING (standard)
The choice of hitching system depends on the work to be carried out: three-point hitching for long tasks, automatic hitching for frequent changes of implement.

Bracket pin Ø
25mm standard.



SECURE PROGRESSIVE BALLASTING SYSTEM
Option of adding 1 to 2 additional weights of 400kg to the primary weight (see p.10) using a pin and cone fitting system with secure locking. Parking supports come as standard for easy hitching/unhitching of the additional weight.

UNIQUE 7 POSITION HEIGHT ADJUSTMENT
simple, tool-free, height adjustment of hitching balls. Compatible with category 2, 3 and 4 linkages. Pins less than Ø 28mm as standard (without coupling).



EXCLUSIVE TO MX

MUCH MORE THAN A WEIGHT!

MULTIMASS Concept is equipped with practical tool storage to keep the tractor cab uncluttered.

- two holes for **carrying handle tools** (up to Ø53 mm);
- a **drum support** for cable, rope, chain or hose
- two **chainsaw supports**, small and large size

Also available is the **MULTIBOX** option page 11.



All MULTIMASS Concept ballast weights are **mechanically welded with a yoke type** design for added strength and durability.



CONFIDENCE ON THE ROAD

A visual indicator helps the driver assess the forward projection of the weight when approaching a road junction. It also acts as a handy sight marker in the field.



Integral towing clevis positioned at the optimum height for horizontal towing, whilst maintaining good ground clearance. Strong 30mm diameter pin and safety clip.
Not designed for towing a trailer



COLOUR CO-ORINATION TO YOUR TRACTOR
MULTIMASS are available as standard in **MX titanium grey**. To compliment your tractor they are also available in **green, grey and black**.


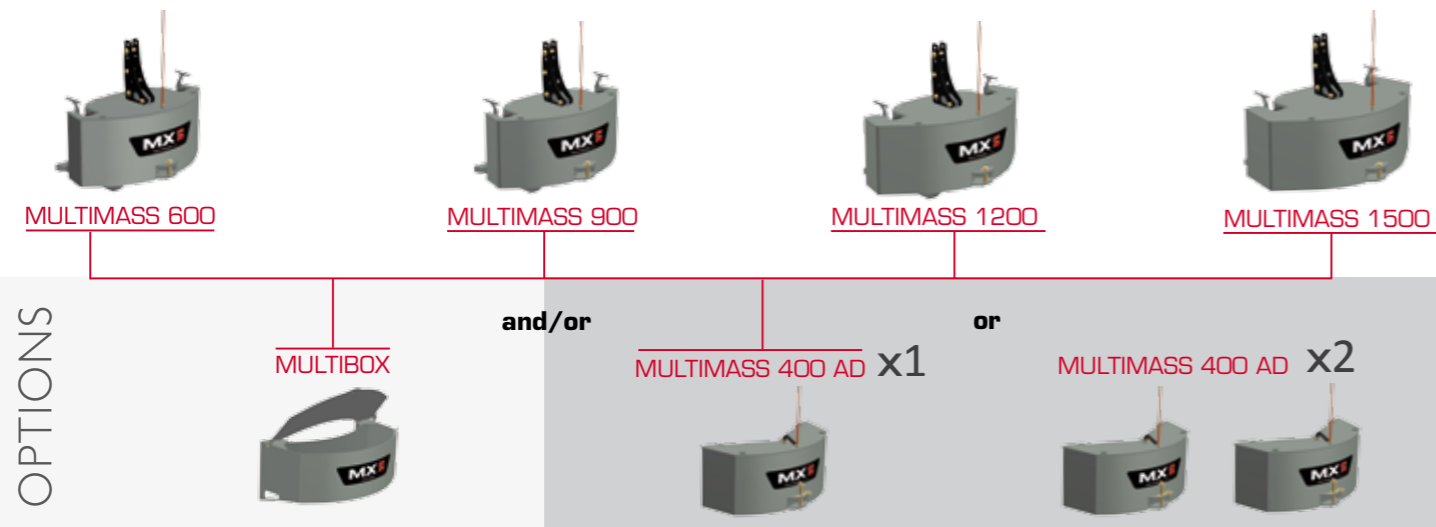


INNOVATIVE,
MODULAR,
MULTIPURPOSE WEIGHT



4 MODELS, 12 POSSIBLE CONFIGURATIONS

MIX AND MATCH AS YOU REQUIRE,
from 600 to 2300kg



MULTIBOX

EXCLUSIVE TO MX

LARGE MULTIBOX
STORAGE SPACE

INSTANT HITCHING-UNHITCHING

The MULTIBOX attaches to either a primary or additional weight. With its quick attach design it can be hitched with ease. It's ample storage space ensures the tractor's cab is uncluttered.

OUTSTANDING LOAD VOLUME

With **168L capacity**, the MULTIBOX can carry a lot of bulky equipment or consumables: toolbox, grease pump, pins, couplings, chainsaw, cans, balls of string, etc.



PERFECTLY COMPLIMENTS YOUR TRACTOR

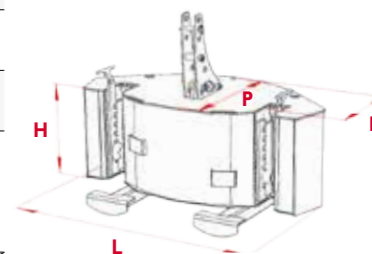
The MULTIMASS Concept range are **curved and compact** for maximum visibility and manoeuvrability. A perfect match for your tractor.



TECHNICAL SPECIFICATIONS


	MULTIMASS 600	MULTIMASS 900	MULTIMASS 1200	MULTIMASS 1500	MULTIMASS 400 AD*	MULTIBOX
Capacity	600 kg	900 kg	1200 kg	1500 kg	400 kg	168L
Width (L)	1200 mm	1200 mm	1400 mm	1400 mm	1200 mm	1200 mm
Height (H)	500 mm	500 mm	500 mm	500 mm	500 mm	400 mm
Depth (P)	585 mm	585 mm	675 mm	800 mm	+ 270 mm	+ 380 mm
Overhang (F)	385 mm	385 mm	475 mm	600 mm		
Hitching type	3 pts and automatic	3 pts and automatic	3 pts and automatic	3 pts and automatic		
Category hitching	cat 2 to 4	cat 2 to 4	cat 2 to 4	cat 2 to 4		

*Additional weights compatible with MULTIMASS 600/900/1200/1500.





MX 
RAISE YOUR EXPECTATIONS



19, rue de Rennes
B.P. 83221
FR-35690 ACIGNÉ
Tel: +33 (0)2 99 62 52 60
Fax: +33 (0)2 99 62 50 22
E-mail: contact@m-x.eu
Website: www.m-x.eu

EN

